



*Welcome to Haltom City Gold!*

## HIGHLIGHTS

.....

### *Location:*

Haltom City, Texas

### *# of bedrooms:*

Four

### *# of bathrooms:*

Two

### *More:*

Ultimate Game room, patio with grill, fully-finished kitchen

## **Haltom City Gold will win your heart.**

We invite you to discover the perfect blend of tranquility and modern comfort at this inviting haven.

With four bedrooms and two bathrooms, there's ample room for up to ten guests to create special memories. While the game room offers a playful touch, made for family-friendly fun, the fully stocked kitchen makes room for unforgettable meals and memories. The patio offers a mini oasis, great for waking up with your morning coffee or being seduced by stunning Texas sunsets with a glass of wine.

With convenient access to highways, exploring the attractions of Haltom City and beyond is a breeze. Your unforgettable getaway awaits.

*4808 Tee Dr. Haltom City, TX 76117*

# Check in and out

## **Check in:**

Check in is anytime after 4:00 PM the day of the reservation.

To enter into the house, you will need to use the key pad of the electronic lock located on the front door. Specific details on how to do so, including the code, used for guest check-in can be found in the app. Please check the app and contact us if you have any questions or concerns.

## **Check out:**

Check out is at 11:00 AM.

Before leaving the house, please make sure all of the dishes are loaded into the dishwasher and all trash cans have been emptied out. Full trash bags can be discarded in the front yard upon your departure. When exiting the house, please ensure that you have locked all other doors, before leaving the premises altogether. If either of these instructions aren't followed, an additional fee will be applied to your reservation.

**If you have any further questions or concerns, contact our Guest Services or reach out to us via the app.**

## *Additional notes:*

We'd really appreciate it if you would stick to the above listed times.

If you would like to request a late check-out, please contact us through the app. However, please be informed that we may not be able to grant your request if we have a same-day check in.

Feel free to reach out to us on the app, if a cancellation is needed for any reason.



# House Rules

We kindly ask you to read our house rules carefully and keep them in mind during your stay:

- Respect check-in and out times.
- No unregistered guests, parties, pets, or smoking of any kind allowed.
- Take care of the furnishings. Please be mindful of spills that could cause stains.
- Respect the noise curfew, from 10:00 PM to 8:00 AM.
- Please wash any used dishes, take the trash out of all used trash cans, and refrain from rearranging the furniture.
- No illegal substances allowed on the premises.



**WIFI CONNECTION:**  
.....  
Network: SpectrumSetup-B7  
Password: ideaquick240



# How To

## Thermostat:

You can adjust the temperature using the thermostat on the wall in between the guest bathroom and the primary room. However, please try to keep it between 70 and 75 degrees. If for any reason this is an issue, please reach out to us on the app and we will do our best to accommodate you.



## Dishwasher:

Please wash all dishes on the delicate cycle. To do so, power on the dishwasher with the power button, press the delicate cycle option, add the dishwasher pods to the rectangular opening in the middle of the lid, and start the dishwasher. The dishwasher pods can be found in a mason jar on the counter near the kitchen sink.



# How To

## Washer + Dryer:

To wash clothes, press the power button and select the type of load you plan to complete, then press the start button (for 3 seconds) to start the cycle. Tide pods and dryer sheets can be found above the washer in the cabinet.

To dry clothes, press the power button and select the type of load you plan to complete, then press the start button (for 3 seconds) to start the cycle. Dryer sheets can be found above the washer.



## Stove:

The stove has four eyes, to meet your cooking needs. To turn on the stove top, press the button that correlates with the eye you would like to turn on. All eyes are clearly marked at the top of the stove. To avoid burning your food and the kitchenware, we recommend selecting a low-medium temperature setting and moving it up or down to suit your needs. Be advised that the stove top does remain hot after cooking. Please do not place any items on a hot stovetop.



# How To

## Game room lighting:

To turn on the Floor LED Lights, you need to use the Remote with sticker on the back "LED Remote" in the game room. Point the Remote towards the outlet on the PS5/Xbox wall section as shown here.

To turn on the TV LED Lights, you need to use the Remote with sticker on the back "TV LED" in the game room. Point the Remote towards the TV.

To turn on the Ceiling LED Lights, you need to use the Remote with sticker on the back "LED Remote" in the game room. Point the Remote towards the outlet section near the AC Unit as shown here.



# How To


## Game room LED lights:

To turn on the TX LED Lights, you need to manually flip the switch near the bottom left frame of the door, as shown here.



## Game room Pacman lights:

To turn on the PACMAN Lights, you need to manually flip the switch near the bottom right side of the PACMAN Arcade Game, as shown here



# How To

## PlayStation 5 For Game Streaming

1. Turn on the PS5:
  - Press the power button on the PS5 console or on the DualSense controller.
2. Sign In:
  - Select your user profile or create a new one. If there's a guest account, use that for convenience.
3. Accessing PlayStation Plus Premium:
  - From the home screen, navigate to the "PlayStation Plus" section (usually on the top row of icons).
  - Select "PlayStation Plus Premium" if available.
4. Navigating to Game Streaming:
  - In the PlayStation Plus Premium section, scroll to find the "Game Streaming" option.
  - Browse through the available games and select the one you wish to stream.
  - Follow the on-screen prompts to start streaming.
5. Playing the Game:
  - The game will load, and you can start playing using the DualSense controller.





# How To

## Xbox Series S For Game Streaming

1. Turn on the Xbox Series S:
  - Press the power button on the console or on the Xbox Wireless Controller.
2. Sign In:
  - Sign in with an Xbox account. If there's a guest account, use that for convenience.
3. Accessing Xbox Game Pass Ultimate:
  - From the home screen, navigate to the "Game Pass" section (typically found on the top row of icons).
  - Select "Game Pass Ultimate."
4. Navigating to Cloud Gaming:
  - Within the Game Pass Ultimate section, find and select the "Cloud Gaming" tab.
  - Browse the list of available games (marked with a cloud icon).
  - Select the game you wish to stream.
5. Playing the Game:
  - The game will load, and you can start playing using the Xbox Wireless Controller.




# How To

## Game Room Air Conditioning

**AC Remote:** Located to the left of the entrance door.

**How to Use:**

- **Power On:** Point the remote at the AC unit on the far right wall and press the power button.
- **Control:** Use the remote to adjust modes and temperature.



## Troubleshooting:

- Error Message "E4": Take a picture and inform us at guest services immediately.  
Guest Services: 623-349-1573
- **Quick Fix:** Unplug the grey power cord for 10 seconds, then plug it back in to reset the AC.

# Handling Trash

## Trash Disposing

The trash cans are located on the right side of the house. Please place your trash bags inside these bins.

**Trash Days:** Trash is collected on Mondays and Thursdays. On the evening before or the morning of collection days, please move the trash bins to the curbside. Place them near where the house numbers are painted on the curb, as shown in the image below. Ensure all bags are sealed to prevent wind and wildlife issues.

### \*Important Reminder:

- Always ensure that the trash cans can close after placing your bags inside.
- Return the bins to the side of the house after trash collection



# Local Attractions

Known for its southern charm, Haltom City has a plethora of activities for everyone. Some of the more popular activities include:

- Fort Worth Stockyards - 12 minutes
- Sundance Square - 15 minutes
- Fort Worth Zoo - 20 minutes
- Kimbell Art Museum - 25 minutes
- Fort Worth Botanic Garden - 20 minutes
- Texas Motor Speedway - 20 minutes
- NRH2O Family Water Park - 12 minutes
- AT&T Stadium - 25 minutes
- Fort Worth Water Gardens - 20 minutes
- Coyote Drive-In - 20 minutes
- DFW Elite Toy Museum - 10 minutes
- Trinity Park and Trinity Trails - 20 minutes
- DFW Airport - 20 minutes
- Eagle Rock Mountain - 28 Minutes

Just minutes away from your cozy retreat, a world of adventure awaits.

Start your day with a tranquil stroll along the Trinity Trails at Trinity Park or immerse yourself in the beauty of the Fort Worth Botanical Garden.

For art enthusiasts, the Kimbell Art Museum showcases breathtaking masterpieces, while the Historic Haltom Theater offers a glimpse into the region's vibrant past.

Experience the spirit of the Wild West at the iconic Fort Worth Stockyards, where daily cattle drives and western-themed shops capture the essence of cowboy culture.

Downtown's Sundance Square beckons with its vibrant mix of dining, shopping, and entertainment. And for the avid shopper, North East Mall and The Shoppes at Crown Point provide endless retail therapy options.

Don't miss the chance to explore the lively campus of Texas Christian University. With these attractions nearby, your Haltom City/Fort Worth stay promises an unforgettable blend of excitement and relaxation!



# Food & Drink

## FOOD & DRINK

.....

### Asian:

- Tokyo Cafe (Fort Worth)
- Hana Hibachi & Sushi (North Richland Hills)
- Shinjuku Station (Fort Worth)
- Wabi House (Ft. Worth)

### African:

- African Village (Irving)
- Desta Ethiopian Restaurant (Dallas)
- Mama B'S International Kitchen (Grand Prairie)

### Jamaican:

- Elaine's Kitchen (Dallas)
- Jamaica Gates (Arlington)
- Island Spot (Dallas)

### Southern:

- Buttons (Fort Worth)
- Babe's Chicken Dinner House (North Richland Hills)
- Gus's Fried Chicken (Ft. Worth)
- The Cookshack (Fort Worth)

### Steak house:

- Fogo de Chao Brazilian Steakhouse (Dallas)
- Cattlemen's Fort Worth Steak House (Fort Worth)
- Ocean Prime (Dallas)
- Toro Toro (Ft. Worth)

### Mexican:

- Velvet Taco (Dallas/Ft. Worth)
- Mi Cocina (Fort Worth)
- Paloma Suerte (Ft. Worth)
- Joe T. Garcia's (Fort Worth)

### Vegan:

- Seven Mile Cafe (Haltom City)
- Belenty's Love (Fort Worth)
- Righteous Foods (Fort Worth)
- Casa de Vegano (Dallas)



# 15% Off Get Your Discount!

We love to see our guests enjoying their stay! If you take photos/videos within the property, showing off your fun time or a fun pose, and post them on social media using the hashtag **#HaltomCityGold**, you will receive **15% OFF your next booking** at any of our properties.

## How to Participate:

- 1. Take Photos: Capture your moments of fun and relaxation at our property.**
- 2. Post on Social Media: Share your photos on your Instagram or Facebook.**
- 3. Tag our Page: Tag @KuishiGetAways AND include the hashtag #HaltomCityGold in your post.**
- 4. Show Us: Let us know by tagging our official social media handles or sending us a message with a link to your post.**

Terms & Conditions: - The 15% discount is valid for one year from the date of your confirmed post. Discount applies to new bookings only and cannot be combined with other offers. You must tag our official social media handle @HaltomCityGold or notify us via email or the app to redeem your discount. Thank you for choosing our property for your stay. We look forward to seeing your amazing photos and welcoming you back with a special discount!



*Thank you*  
**please come again**

