

*we're so glad you're here*

# WELCOME HOME



**ADDRESS:**

1508 Powder Horn Ln  
Arlington, TX 76018  
[Treeoflife1508@gmail.com](mailto:Treeoflife1508@gmail.com)

**BEDROOMS:**

Three

**BATH:**

Two

**# OF GUESTS:**

Eight

**LOCATION:**

United States



## ABOUT THE PROPERTY

This beautiful home has three bedrooms, includes a large family room with a fire place, which opens out into an open concept kitchen and dining room that can easily seat six. The laundry room has built in shelving, which creates more room for extra storage! All three rooms have designated closets and smart TVs, ranging from 50 to 65 inches. The primary bedroom has it's own en suite bathroom and walk in closet as well.

The property also has a concrete patio in the backyard, with seating for up to eight guests. The garage has been converted into a game room, equipped with a 65 inch TV, futon,

dartboard, arcade with 100s of games, and a pool/foosball table.

The house is equipped with high speed internet, security cameras, a security system, and an electronic lock on the front door. As we aim to ensure that you are safe and have all of your needs met as you retreat at our home.

Additionally, guests can find free parking in the driveway of the home and street parking is also available.

### WIFI INFORMATION:

Network: Tree of Life

Password: E2678433A



## CHECK IN

Check in is anytime after 4:00 PM the day of the reservation.

To enter into the house, you will need to use the key pad of the electronic lock located on the front door. Specific details on how to do so, including the code, used for guest check-in can be found in the app. Please check the app and contact us if you have any questions or concerns.

## CHECK OUT

Check out is at 11:00 AM.

Before leaving the house, please make sure all of the dishes are loaded into the dishwasher and all trash cans have been emptied out. Full trash bags can be discarded in the front yard upon your departure. When exiting the house, please ensure that you have locked all other doors, before leaving the premises altogether. If either of these instructions aren't followed, an additional fee will be applied to your reservation.

## ADDITIONAL NOTES

We'd really appreciate it if you would stick to the above listed times.

If you would like to request a late check-out, please contact us through the app. However, please be informed that we may not be able to grant your request if we have a same-day check in.

Feel free to reach out to us on the app, if a cancellation is needed for any reason.



# INSTRUCTIONS



*just a few things to remember*

# HOUSE RULES

We kindly ask you to read our house rules carefully and keep them in mind during your stay:

1. Respect check-in and out times.
2. No unregistered guests, parties, pets, or smoking of any kind allowed.
3. Take care of the furnishings. Please be mindful of spills that could cause stains.
4. Respect the noise curfew, from 10:00 PM to 8:00 AM.
5. Please wash any used dishes, take the trash out of all used trash cans, and refrain from rearranging the furniture.
6. No illegal substances allowed on the premises.

## **IMPORTANT!**

*No smoking of any kind!  
If any evidence of smoking is found, a fee will be applied to your reservation.*





## HOW TO USE APPLIANCES

### THERMOSTAT

You can adjust the temperature using the thermostat on the wall in between the guest bathroom and the primary room. However, please try to keep it between 70 and 75 degrees. If for any reason this is an issue, please reach out to us on the app and we will do our best to accommodate you.



### DISHWASHER

Please wash all dishes on the delicate cycle. To do so, power on the dishwasher with the power button, press the delicate cycle option, add the dishwasher pods to the rectangular opening in the middle of the lid, and start the dishwasher. The dishwasher pods can be found in a mason jar on the counter near the kitchen sink.

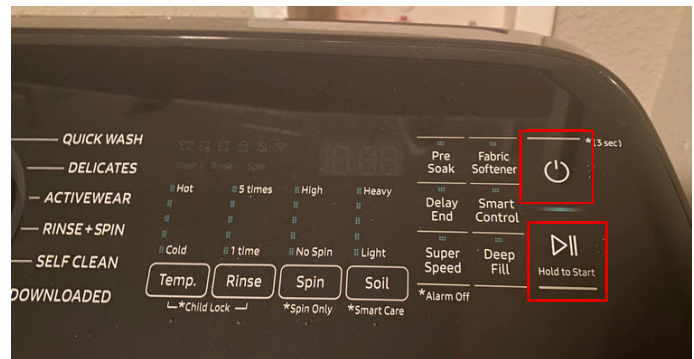


HOW TO'S

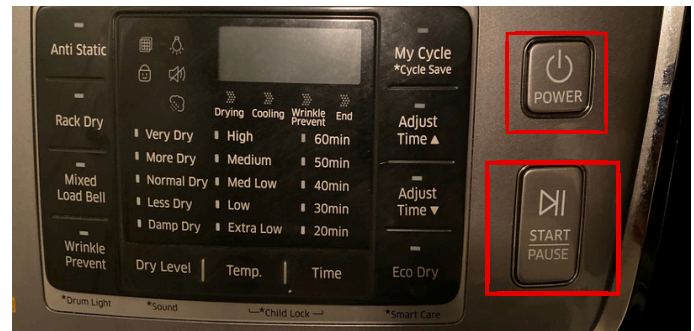
## HOW TO USE APPLIANCES

### WASHER & DRYER

To wash clothes, press the power button and select the type of load you plan to complete, then press the start button (for 3 seconds) to start the cycle. Tide pods can be found above the washer.



To dry clothes, press the power button and select the type of load you plan to complete, then press the start button (for 3 seconds) to start the cycle. Dryer sheets can be found above the washer.



### STOVE

The stove has four eyes, to meet your cooking needs. To turn on the stove top, press the button that correlates with the eye you would like to turn on. All eyes are clearly marked at the top of the stove. To avoid burning your food and the kitchenware, we recommend selecting a low-medium temperature setting and moving it up or down to suit your needs. Be advised that the stove top does remain hot after cooking. Please do not place any items on a hot stovetop.



# HOW TO'S



## HOW TO USE APPLIANCES

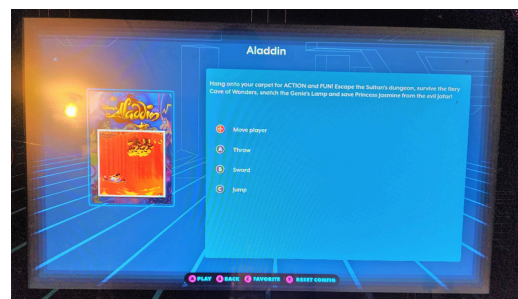
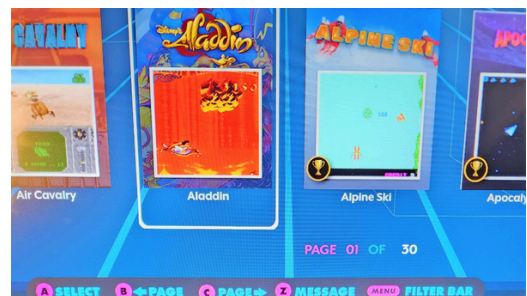
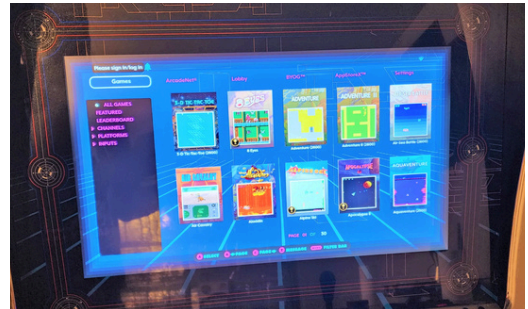

### GAME ROOM

Step 1: Turn on the arcade by pressing the red button on the top right of the pad station.

Step 2: Once the arcade powers on, you will see the display screen. On this screen you will be defaulted to the game tab. From here, you can select your game using these buttons to toggle through the options.

Step 3: Once you find a game that you want to play, select it by pressing "A." It will take you to the button configuration for the game selected. After viewing the configuration, press "A" again to begin playing the game.

Step 4: Have fun!



# HOW TO'S

## HOW TO USE APPLIANCES

### GAME ROOM


#### TO PAUSE OR QUIT

To pause the game, you will select the white button in the center of the button pad shown in picture.

From here, you can quit the game by navigating "A" to allowing you to "Quit the Game."

#### ADDITIONAL INFO

There are hundreds of games to choose from. Take your time to find the right fit for you!



# HOW TO'S



## HOW TO USE APPLIANCES

### GAME ROOM LIGHTS


Step one: Turning on surround LED lights

- Take the game room LED lights remote.
- Point the remote at the sensor behind the arcade near the outlet and press the "Power" button on the remote (see picture).
- Point the remote at the sensor near the wooden frame on the wall and press the "Power" button on the remote (see picture).






Step two: Turning on the pillar lights

- Take the LED pillar remote and aim at the base of the 2 pillars beside the TV stand and press the "Power" button on the remote (see picture).



Step Three: Turn on neon signs

- To turn on the controller neon lights on top of the arcade, flip the switch shown in the pic to turn it on and off.
- To turn on the game room neon lights, press the center button on the switch. To adjust the brightness level, you can use the + and - buttons to change levels to your liking



HOW TO'S

## HOW TO USE APPLIANCES

### GAME ROOM LIGHTS


Step one: Turning on surround LED lights

- Take the game room LED lights remote.
- Point the remote at the sensor behind the arcade near the outlet and press the "Power" button on the remote (see picture).
- Point the remote at the sensor near the wooden frame on the wall and press the "Power" button on the remote (see picture).






Step two: Turning on the pillar lights

- Take the LED pillar remote and aim at the base of the 2 pillars beside the TV stand and press the "Power" button on the remote (see picture).



Step Three: Turn on neon signs

- To turn on the controller neon lights on top of the arcade, flip the switch shown in the pic to turn it on and off.
- To turn on the game room neon lights, press the center button on the switch. To adjust the brightness level, you can use the + and - buttons to change levels to your liking



HOW TO'S



## HOW TO'S

### PARKING

Please park in the driveway only.



### TRASH

Please place trash here.



HOW TO'S

*local attractions*

# THINGS TO DO

---





# LOCAL THINGS TO DO

## SIGHT-SEEING & ATTRACTIONS

Known for its southern charm, Arlington has a plethora of activities for everyone. Some of the more popular activities include:

- AT&T Stadium
- Globe Life Park
- 6 Flags Hurricane Harbor Water Park
- 6 Flags Over Texas Theme Park
- River Legacy Park
- Joe Pool Lake
- Texas Live
- Parks Mall
- Arlington Highlands
- University of Texas at Arlington

## GETTING AROUND

Two main highways are just minutes around the Tree of Life House. The centrally located Highway 360 is just five minutes from the house, whereas Highway I-20 is about seven minutes away, making it convenient to get anywhere you want to go.

## PUBLIC TRANSPORTATION

Arlington doesn't have a public transportation system, but we offer a car rental service. If you are interested in renting with us, please reach out to us on the app.

Otherwise, there are other ride sharing options such as cabs, Uber, and Lyft.

Arlington is most well known for the AT&T Stadium and Globe Life Park. So if you and your party are into sports of any kind, these two stops are your best bet! If you're looking for some family fun or adventure, check out River Legacy Park or Lake Arlington to feed the ducks or 6 Flags Hurricane Harbor Arlington to ride rollercoasters or for some fun in the sun. If you're in the mood for some shopping, the Parks Mall, Arlington Highlands or the Grand Prairie Outlets are great options. If you get hungry after grabbing all your bags, there are many great eats around the Highlands and Parks Mall. Looking for a place for chill, yet engaging date night, with your loved one? Texas Live has absolutely everything you need.

*places to eat and drink*

# FOOD & DRINK

## ASIAN

- Splendid China (Arlington)
- BFF Asian Grill & Sports Bar (Arlington)
- Sunny Thai (Arlington)
- Wabi House (Ft. Worth)

## AFRICAN

- African Village (Irving)
- Desta Ethiopian Restaurant (Dallas)
- Mama B'S International Kitchen (Grand Prairie)

## JAMAICAN

- Elaine's Kitchen (Dallas)
- Jamaica Gates (Arlington)
- Island Spot (Dallas)

## SOUTHERN

- Ellen's Restaurant (Dallas)
- Bread Winners Café & Bakery (Dallas)
- Gus's Fried Chicken (Ft. Worth)

## STEAK HOUSE

- Fogo de Chao Brazilian Steakhouse (Dallas)
- Capital Grille (Dallas/Ft. Worth)
- Ocean Prime (Dallas)
- Toro Toro (Ft. Worth)

## MEXICAN

- Velvet Taco (Dallas/Ft. Worth)
- Gloria's Latin Cuisine (Arlington)
- Paloma Suerte (Ft. Worth)

## VEGAN

- Bam's Vegan (Irving)
- Sunny thai (Arlington)
- Casa de Vegano (Dallas)
- Tribal All Day Cafe (Dallas)

## AMERICAN

- Topsy Oak (Arlington)
- Fork in the Road (Arlington)
- Restaurant506 (Arlington)





GET YOUR DISCOUNT!

**15% OFF**

We love to see our guests enjoying their stay! If you take photos/videos within the property, showing off your fun time or a fun pose, and post them on social media using the hashtag #HaltomCityGold, you will receive 15% OFF your next booking at any of our properties.

**How to Participate in 4 Steps:**

**1. Take Photos: Capture your moments of fun and relaxation at our property.**

**2. Post on Social Media: Share your photos on your Instagram or Facebook.**

**3. Tag our Page: Tag @KuishiGetAways AND include the hashtag #TreeofLifeTX in your post.**

**4. Show Us: Let us know by tagging our official social media handles or sending us a message with a link to your post.**

Terms & Conditions: - The 15% discount is valid for one year from the date of your confirmed post. Discount applies to new bookings only and cannot be combined with other offers. You must tag our official social media handle @KuishiStays and notify us via email or the app to redeem your discount. Thank you for choosing our property for your stay. We look forward to seeing your amazing photos and welcoming you back with a special discount!



*please come again!*

**THANK YOU!**

---